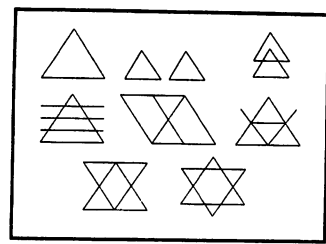


PLAYING WITH MATCHES



OBJECTIVE

To allow participants to practice creativity during a group meeting.

To provide a warm-up exercise or an opportunity for a change of pace to a group of participants.

MATERIALS REQUIRED

A supply of 6 matches, or equal-length sticks, for each participant. Also a transparency of the key to expedite explanation and illustration to the participants upon completion of the exercise; prizes.

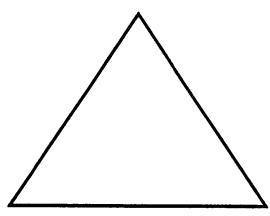
PROCEDURE

Distribute a supply of 6 match sticks to each member of the total group. Ask each person to arrange the sticks in a configuration such that they create (progressively):

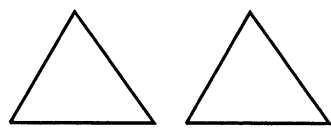
- ✓ one equilateral triangle
- ✓ two equilateral triangles
- ✓ three equilateral triangles
- ✓ four equilateral triangles
- ✓ six equilateral triangles
- ✓ eight equilateral triangles

Then ask a volunteer to come forward and demonstrate to the entire group the solution to each task. Provide praise or a small reward to each successful person. Lead the group in a discussion of the work-related implications of engaging in a task such as this.

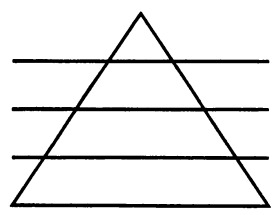
KEY: PLAYING WITH MATCHES



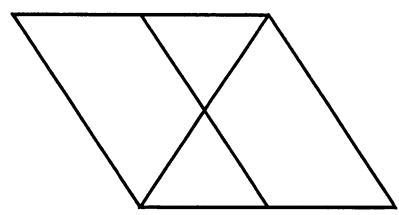
One triangle (with another one super-imposed over it.)



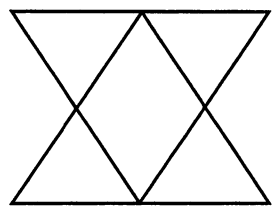
2 triangles



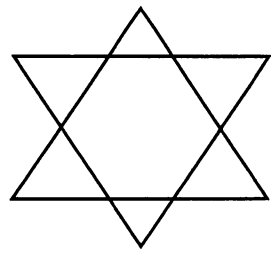
4 triangles



4 triangles (alternate)



6 triangles



8 triangles